

Silver Streak

THE FINEST RECREATIONAL VEHICLES BUILT

For Those Who Love To Travel



The Aristocrat Of The Travel Trailers

All Aluminum Lightweight Aircraft-Type Construction

Designed For Travel And Living

Silver Streak

DELUXE LINE LUXURY LINER 32



32' STANDARD MODEL

Sectional dinettes or divan w/end cabinets—Drop leaf table w/4 chairs—Twin or double beds—L type kitchen—Built-in range w/window oven & broiler—Divider at end of galley—Stove hood w/exhaust fan & light—10' Electric refrigerator—Double sinks w/1 sink cover—Flush toilet—Shower w/flexspray over tub—Lavatory—Medicine cabinet—Shower door—Built-in clothes hamper—10-gal. Electric water heater—34-gal. Glass-lined pressure water tank—Tailor-made self lined drapes—Tailor-made bedspreads—Cabinet over front window w/reading lights—Accordion door—4-Roof vents, front & rear w/exhaust fans—Hardwood walls—2" Fiberglass insulation—Floor w/4" Fiberglass insulation—Swinging TV shelf w/TV jack—Foldaway mesh step w/lighted assist handle—Double 5-gal. butane tanks w/automatic regulator—24' Awning rail—Awning over front window—1-Built-in sewer hose carrier—25' 110V Electric service cord—Exterior 110V waterproof outlet—4-Wheel electric brakes w/car kit—Tandem axle w/split rim wheels—8-Ply rated tube type tires—Forced air heat—Scotchgard upholstery—Water pressure regulator—Wall to wall carpet w/tile kitchen—Escape window—Wire for air conditioner—Plug door w/screen—Back up lights—Comfort padded bedroom walls

32' SELF-CONTAINED MODEL

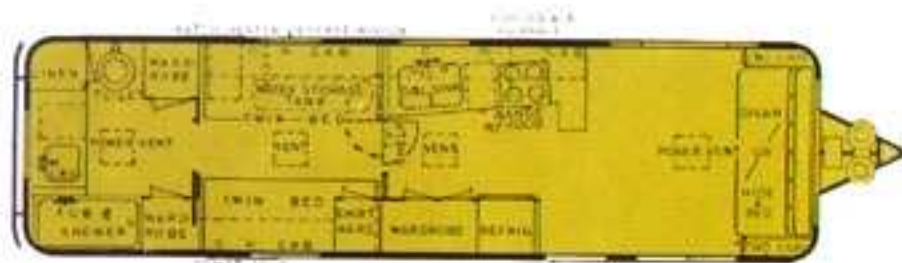
ADDED EQUIPMENT OVER STANDARD MODEL

7' Butane & electric refrigerator—8-gal. Butane hot water heater—12V Shaver outlet—2-12V Roof vent fans—12V H.D. battery w/box—12V Air compressor—12V Lights—Marine toilet w/spray—22-gal. Holding tank w/by-pass system—Water Gard Purifier—2-8 gal. Butane tanks w/automatic regulator—30-amp Converter w/battery charger—Radio aerial—12V Outlet at TV shelf—12V Stove vent fan w/light

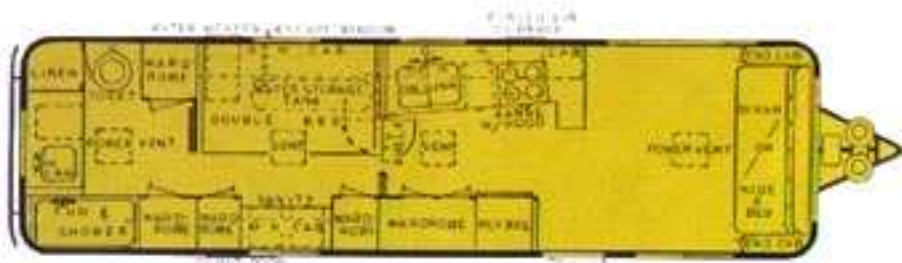
32' CONTINENTAL MODEL

ADDED EQUIPMENT OVER SELF-CONTAINED MODEL

1-Solardome roof vent—Extra sink cover—4-12V Scare lights—Front overhead cabinet w/battery clock—Built-in rear trunk w/light—Level on hitch—2-Hose carriers—C.B. type radio antenna—TV antenna w/rotary—2-Name plates w/customer's name—Corner windows w/covers—Door chimes—Single control faucet w/spray—Brushed chrome stove cover—Wire for stereo—6-Stabilizing jacks—Control panel



32' REAR BATH TWIN BEDS



32' REAR BATH DOUBLE BED

OVERALL LENGTH	32'	OVERALL HEIGHT	8'11"
BODY LENGTH	28'4"	INSIDE HEIGHT	6'5"
OVERALL WIDTH	7'10"	HITCH WEIGHT APPROX.	490 lbs.
INSIDE WIDTH	7'6"	OVERALL WEIGHT APPROX.	5480 lbs.

Silver Streak

DELUXE LINE
ROCKET 28

28' STANDARD MODEL

Sectional dinettes or divan w/end cabinets—Foldaway extension table—2 Leg-o-matic chairs—Twin or double beds—Built-in range w/window oven & broiler—Divider end of galley—Hood over stove w/exhaust fan & light—10' Electric refrigerator—Double sinks w/1 sink cover—Flush toilet—Shower w/flexspray over tub—Lavatory—Medicine cabinet—Built-in clothes hamper—6-gal. Electric water heater—34-gal. Glass-lined pressure water tank—Tailor-made self lined drapes—Tailor-made bedspreads—Cabinet over front window w/reading lights—Accordion door—3-Roof vents, front & rear w/exhaust fans—Hardwood walls—2" Fiberglass insulation—Floor w/4" fiberglass insulation—Swinging TV shelf w/TV jack—Foldaway mesh step w/lighted assist handle—Double 5-gal. butane tanks w/automatic regulator—20' Awning sail—Awning over front window—1 Built-in sewer hose carrier—25' 110V Electric service cord—Exterior 110V waterproof outlet—4-Wheel electric brakes w/car kit—Tandem axle w/split rim wheels—6-Ply rated tube type tires—Forced air heat—Shower door—Scotchgard upholstery—Water pressure regulator—Wall to wall carpet w/tile kitchen—Escape window—Wire for air conditioner—Plug door w/screen—Back up lights—Comfort padded bedroom walls

28' SELF-CONTAINED MODEL

ADDED EQUIPMENT OVER STANDARD MODEL

7' Butane & electric refrigerator—8-gal. Butane hot water heater—12V Shaver outlet—2-12V Roof vent fans—12V H.D. battery w/box—12V Air compressor—12V Lights—12V Outlet at TV shelf—12V Stove vent fan w/light—Marine toilet w/spray—22-gal. Holding tank w/by-pass system—Water Gard Purifier—2-8 gal. Butane tanks w/automatic regulator—30-amp Converter w/battery charger—Radio aerial

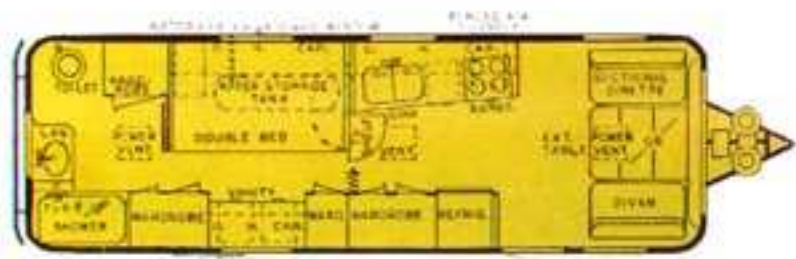
28' CONTINENTAL MODEL

ADDED EQUIPMENT OVER SELF-CONTAINED MODEL

1-Solardome roof vent—Extra sink cover—4-12V Spare lights—Front overhead cabinet w/battery clock—Built-in rear trunk w/light—Level on hitch—2-Hose carriers—C.B. type radio antenna—TV antenna w/rotary—2-Name plates w/customer's name—Corner windows w/covers—Door chimes—Single control faucet w/spray—Brushed chrome stove cover—Wire for stereo—Stabilizing jacks—Control panel



28' REAR BATH TWIN BEDS



28' REAR BATH DOUBLE BED

OVERALL LENGTH 28'
BODY LENGTH 24'4"
OVERALL WIDTH 7'10"
INSIDE WIDTH 7'6"

OVERALL HEIGHT 8'11"
INSIDE HEIGHT 6'5"
HITCH WEIGHT APPROX. 455 lbs.
OVERALL WEIGHT APPROX. 4960 lbs.

Silver Streak

DELUXE LINE
ATLAS 26



26' STANDARD MODEL

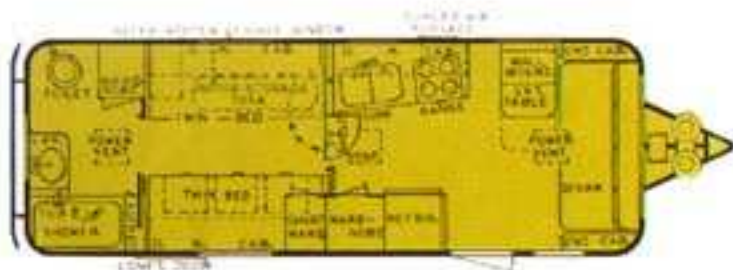
Sectional dinettes or divan w/end cabinets—Twin or double beds—Built-in range w/window oven & broiler—Divider end of range (galley)—Hood w/exhaust fan & light over range—10' Electric refrigerator—Double sinks w/1 sink cover—Flush toilet—Shower w/flexspray over tub—Lavatory—Medicine cabinet—Built-in clothes hamper—6-gal. Electric water heater—34-gal. Glass-lined pressure water tank—Tailor-made self lined drapes—Tailor-made bedspreads—Cabinet over front window w/reading lights—Accordion door—3-roof vents, front & rear w/exhaust fans—Hardwood walls—2" Fiberglass insulation—Floor w/4" fiberglass insulation—Swinging TV shelf w/TV jack—Foldaway mesh step w/lighted assist handle—Tandem axle w/split rim wheels—6-ply rated tube type tires—Double 5-gal. butane tanks w/automatic regulator—18" Awning rail—Awning over front window—1-Built-in sewer hose carrier—25' 110V Electric service cord—Exterior 110V waterproof outlet—4-Wheel electric brakes w/car kit—Forced air heat—Shower door—Scotchgard upholstery—Water pressure regulator—Wall to wall carpet w/tile kitchen—Escape window—Wire for air conditioner—Plug door w/screen—Short wardrobe over bed—Back up lights—2-Leg-o-matic chairs—Comfort padded bedroom walls

26' SELF-CONTAINED MODEL ADDED EQUIPMENT OVER STANDARD MODEL

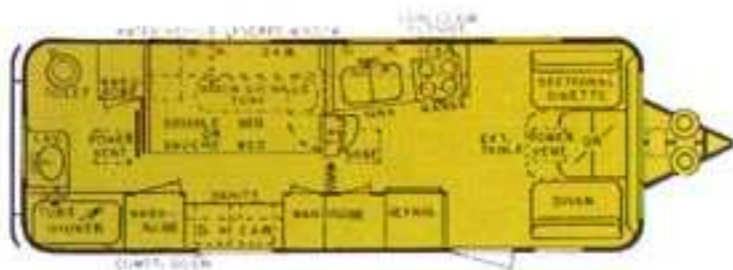
7' Butane & electric refrigerator—8-gal. Butane hot water heater—12V Shaver outlet—2-12V Roof vent fans—12V H.D. battery w/box—12V Air compressor—12V Lights—Marine toilet w/spray—22-gal. Holding tank w/bypass system—Water Gard Purifier—2-8 gal. Butane tanks w/automatic regulator—30-amp Converter w/battery charger—Radio aerial—12V Outlet at TV shelf—12V Stove vent fan w/light

26' CONTINENTAL MODEL ADDED EQUIPMENT OVER SELF-CONTAINED MODEL

1-Solardome roof vent—Extra sink cover—4-12V Spare lights—Front overhead cabinet w/battery clock—Built-in rear trunk w/light—Level on hitch—2-Hose carriers—C.B. type radio antenna—TV antenna w/rotary—2-Name plates w/customer's name—Door chimes—Single control faucet w/spray—Corner windows w/covers—Brushed chrome stove cover—Wire for stereo—Stabilizing jacks—Control panel



26' REAR BATH TWIN BEDS & DIVAN



26' REAR BATH DOUBLE BED & SECTIONAL DINETTE

OVERALL LENGTH 26'
BODY LENGTH 23'4"
OVERALL WIDTH 7'10"
INSIDE WIDTH 7'6"

OVERALL HEIGHT 8'11"
INSIDE HEIGHT 6'5"
HITCH WEIGHT APPROX. 440 lbs.
OVERALL WEIGHT APPROX. 4640 lbs.

Silver Streak

DELUXE LINE
The CLIPPER 24

24' STANDARD MODEL

Sectional dinettes or divan w/end cabinets—Twin or double beds—Built-in range w/window oven & broiler—Divider at end of range—Hood w/exhaust fan & light over range—10' Electric refrigerator—Double sinks w/1 sink cover—Flush toilet—Shower w/flexspray over tub—Lavatory—Shower door—Medicine cabinet—Built-in clothes hamper—6-gal. Electric water heater—34-gal. Glass-lined pressure water tank—Tailor-made self lined drapes—Tailor-made bedspreads—Cabinet over front window w/reading lights—3-Roof vents, front & rear w/exhaust fans—Hardwood walls—2" Fiberglass insulation—Floor w/4" fiberglass insulation—Swinging TV shelf w/TV jack—Foldaway mesh step w/lighted assist handle—Tandem axle w/split rim wheels—6-Ply rated tube type tires—4-Wheel electric brakes w/car kit—Double 5-gal. butane tanks w/automatic regulator—Awning rail 16'4"—Awning over front window—One built-in sewer hose carrier—25' 110V Electric service cord—Exterior 110V waterproof outlet—Accordion door between kitchen & bedroom—Forced air heat—Scotchgard upholstery—Water pressure regulator—Wall to wall carpet w/tile kitchen—Escape window—Wire for air conditioner—Plug door w/screen—Short wardrobe over bed—Back up lights—Comfort padded bedroom walls

24' SELF-CONTAINED MODEL

ADDED EQUIPMENT OVER STANDARD MODEL

7' Butane & electric refrigerator—8-gal. Butane hot water heater—12V Shaver outlet—2-12V Roof vent fans—12V H.D. battery w/box—12V Air compressor—12V Lights—Marine toilet w/spray—22-gal. Holding tank w/by-pass system—Water Gard Purifier—2-8 gal. Butane tanks w/automatic regulator—30-amp Converter w/battery charger—Radio aerial—12V Outlet at TV shelf—12V Stove vent fan w/light

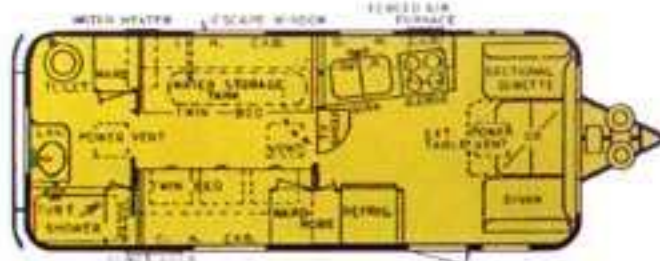
24' CONTINENTAL MODEL

ADDED EQUIPMENT OVER SELF-CONTAINED MODEL

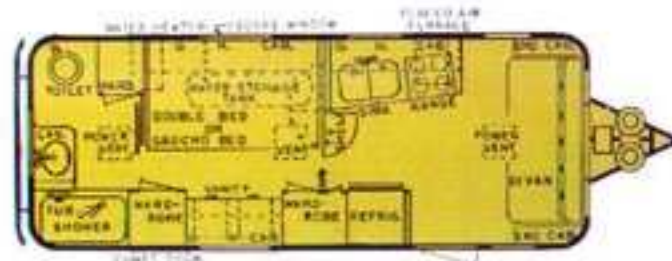
1-Solardome roof vent—4-12V Scare lights—Extra sink cover—Front overhead cabinet w/battery clock—Built-in rear trunk w/light—Level on hitch—2-Hose carriers—C.B. type radio antenna—TV antenna w/rotary—2-Name plates w/customer's name—Corner windows w/covers—Door chimes—Single control faucet w/spray—Brushed chrome stove cover—Wire for stereo—Stabilizing jacks—Control panel

OVERALL LENGTH 24'
BODY LENGTH 20'4"
OVERALL WIDTH 7'10"
INSIDE WIDTH 7'6"

OVERALL HEIGHT 8'11"
INSIDE HEIGHT 6'3"
HITCH WEIGHT APPROX. 425 lbs.
OVERALL WEIGHT APPROX. 4310 lbs.



24' REAR BATH TWIN BEDS & SECTIONAL DINETTE



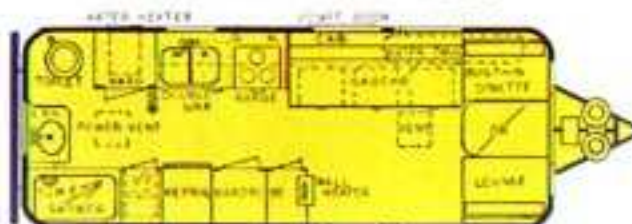
24' REAR BATH DOUBLE BED & DIVAN

Silver Streak

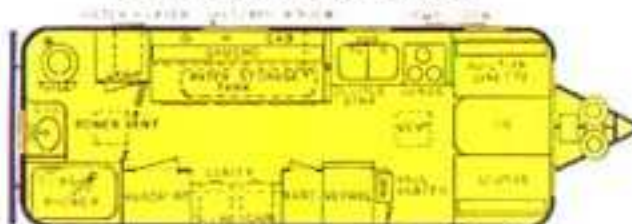
SABRE 23
Self-contained



23' SELF-CONTAINED TWIN BEDS



23' SELF-CONTAINED GAUCHO



23' SELF-CONTAINED CENTER GAUCHO

OVERALL LENGTH	23'5"	OVERALL HEIGHT	8'7"
BODY LENGTH	19'6"	INSIDE HEIGHT	6'3"
OVERALL WIDTH	7'2"	HITCH WEIGHT APPROX.	500 lbs.
INSIDE WIDTH	6'11"	OVERALL WEIGHT APPROX.	3680 lbs.

23' SABRE SELF-CONTAINED

Built-in dinettes or lounge—Twin box & innerspring or gaucho beds—3-Burner range w/oven—12V Stove hood w/12V fan & light—6" Butane & electric refrigerator—Double sinks w/l cover—Marine toilet w/spray—22-gal. Holding tank w/by-pass system—Lavatory—Tub w/flexspray shower—Shower door—Medicine cabinet—30-gal. Glass-lined pressure water tank—Dual 8-gal. butane tanks w/automatic regulator—Awning over front window—2" Fiberglass insulation—Floor w/4" fiberglass insulation—Hardwood cabinets & wardrobes—Radio aerial—Cabinet over front window—Tailor-made self-lined drapes—Wall to wall carpet—Escape window (except in Gaucho model)—Plug door w/screen—Water pressure regulator—25' 110V Electric service cord—Built-in sewer hose carrier—Converter w/built-in battery charger—110V Waterpump outlet—12V Air compressor—12V H.D. battery w/box—15'2" Awning rail—Assist handle—Mesh foldaway step—12V Shaver plug—Water Gard Purifier—4-7.75 X 15 6-ply rated tubeless tires—Tandem axle w/2-wheel electric brakes w/car kit—3-Roof vents, rear w/12V exhaust fan—Wall heater w/unitrol—6-gal. Butane hot water heater—Center vent wired for air conditioner



50% better roadability than any conventional type trailer & camper

SABRE 20 Self-contained



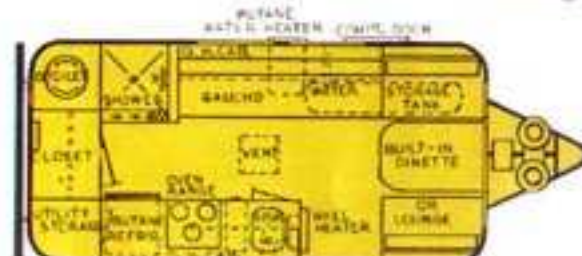
20' SELF-CONTAINED GAUCHO

OVERALL LENGTH 20'10 1/2"	OVERALL HEIGHT 8'7"
BODY LENGTH 17'	INSIDE HEIGHT 6'3"
OVERALL WIDTH 7'3"	HITCH WEIGHT APPROX. 430 lbs.
INSIDE WIDTH 6'11"	OVERALL WEIGHT APPROX. 2880 lbs.

20' SABRE SELF-CONTAINED

Built-in dinettes or lounge—Gauchio type bed—3-Burner range w/oven—12V Stove hood w/light & exhaust fan—6' Butane & electric refrigerator—Single sink—Marine toilet w/spray—22-gal. Holding tank w/by-pass system—Lavatory—Tub w/flexspray shower—Shower door—Medicine cabinet—30-gal. Glass-lined pressure water tank—8-gal. Dual butane tanks w/automatic regulator—Water pressure regulator—6-gal. Butane hot water heater—Cabinet over front window—Hardwood cabinets & wardrobes—Wall heater w/unitrol—Wall to wall carpet—Tailor-made self lined drapes—Plug door w/screen—Awning over front window—12'8" Awning rail—110V Waterproof outlet—12V Air compressor—12V H.D. battery w/box—12V Shaver plug—Water Gard Purifier—Radio aerial—3-Roof vents, rear w/12V fan—25' 110V Electric service cord—Built-in sewer hose carrier—Tandem axle w/2-wheel electric brakes & car kit—4-7.35 X 15 4-ply rated tubeless tires—Mesh foldaway step—Assist handle—2" Fiberglass insulation—Floor w/4" fiberglass insulation—Converter w/built-in battery charger—Center vent wired for air conditioner

SABRE 18 Self-contained



18' SELF-CONTAINED GAUCHO

OVERALL LENGTH 18'5"	OVERALL HEIGHT 8'7"
BODY LENGTH 14'6"	INSIDE HEIGHT 6'3"
OVERALL WIDTH 7'3"	HITCH WEIGHT APPROX. 400 lbs.
INSIDE WIDTH 6'11"	OVERALL WEIGHT APPROX. 2480 lbs.

18' SABRE SELF-CONTAINED

Built-in dinettes or lounge—Gauchio type bed—3-Burner range w/oven—12V Stove hood w/light & exhaust fan—6' Butane & electric refrigerator—Single sink—Marine toilet w/spray—20-gal. Holding tank w/by-pass system—Shower w/flexspray—30-gal. Glass-lined pressure water tank—8-gal. Dual butane tanks w/automatic regulator—Water pressure regulator—6-gal. Butane hot water heater—Cabinet over front window—Hardwood cabinets & wardrobes—Wall heater w/unitrol—Wall to wall carpet—Tailor-made self lined drapes—Plug door w/screen—Awning over front window—10'2" Awning rail—110V Waterproof outlet—12V Air compressor—12V H.D. battery w/box—12V Shaver plug—Water Gard Purifier—Radio aerial—1-Roof vent—25' 110V Electric service cord—Bumper w/sewer hose storage—12V Electric brakes w/car kit—2-7.75 X 15 6-ply rated tubeless tires—Mesh foldaway step—Assist handle—2" Fiberglass insulation—Floor w/4" fiberglass insulation—Converter w/built-in battery charger



▶ Silver Streak offers a wide variety of floor plans for your consideration. Your choice of the many color co-ordinated deluxe furnishings and appliances. Interiors sparkle with the feeling of warmth and livability. Comfort, convenience and quality are always yours in a Silver Streak wherever you may be . . . on a weekend fishing trip . . . on a month's vacation . . . or at home.



▶ On all Deluxe models, the front end may have the movable dinette which converts into a bed or a split divan.

▶ Scotch-gard upholstered divan, that converts to a double bed, available in all Deluxe models.





▶ Attractive decor-planned interiors are designed for eye appeal as well as for luxurious comfort and convenience. Comfortable quality furniture, spacious living and dining areas and bright functional kitchens, with ample storage compartments, all add to the enjoyment of living and traveling in a Silver Streak.

▶ Sabre 23—Choose comfortable twin beds with innerspring mattress or gaucho beds that assure restful sleep. Refrigerator, range and oven in choice of decorator colors. Attractive wall to wall carpeting throughout—modern light fixtures.



Sabre 23—Whether you're dining, relaxing or entertaining, this modern spacious kitchen-dining area offers much pleasure. Lounge model also available. The deluxe sectionals are luxuriously upholstered in your choice of beautiful decorator fabrics.



Silver Streak STRUCTURE



Corner windows w/protective aluminum covers standard equipment on Continental models; optional on all other models.



The finest materials are used for draperies and bedspreads which are tailor-made by our own drapery department.



Silver Streak is the only manufacturer of an all-aluminum trailer to stretch form its own roof bows, door headers, door jams and floor channels—your assurance of better quality.



Trunk standard on Continental models. Optional on other models.




Stabilizing jocks standard on Continental models. Optional on other models.



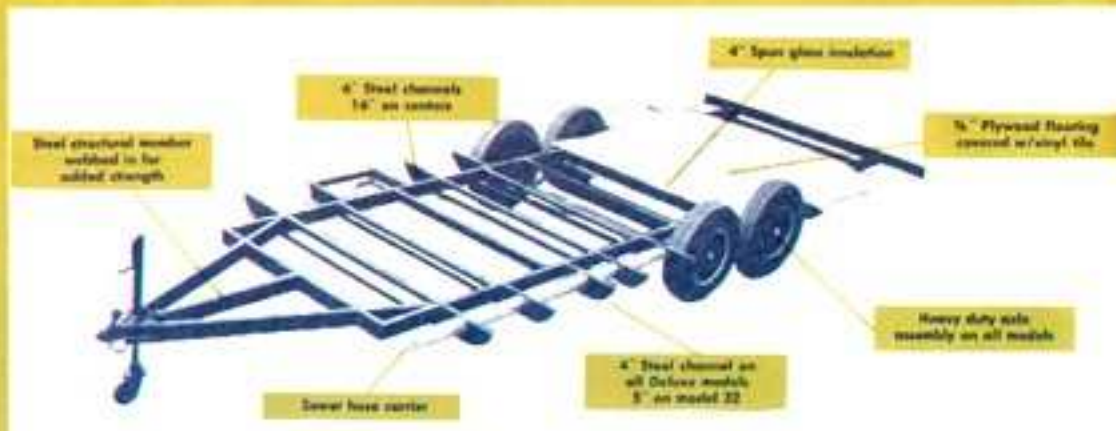
The ribs are placed in position and the sides are being riveted on.

The body of the SILVER STREAK trailer is two complete shells one inside the other, separated by a blanket of plastic treated fiberglass insulation, riveted together as one unit on extruded aluminum stretch formed bows and stringers. Outside skin is of anodized aluminum. Inside skin and cabinets are hardwood of our own unique design. Door headers and frames are also stretch formed from extruded aluminum "Z" sections.



Labels in image: OUTSIDE SKIN ANODIZED ALUMINUM, 2" INSULATION, STRETCH FORMED BOWS, DOUBLE WHEEL BOX W/INSULATION BETWEEN

Silver Streak's chassis is wrapped with spun glass insulation. Note that the chassis is completely covered with aluminum.



Labels in diagram: Steel structural member welded in for added strength, 6" Steel channels 16" on center, 4" Spun glass insulation, 5/8" Plywood flooring covered w/ vinyl tile, Heavy duty axle assembly on all models, 4" Steel channel on all Deluxe models 5" on model 22, Steel head carrier

Silver Streak Quality Speaks For Itself

All materials used in Silver Streak trailers are carefully selected to insure a fine quality product. Silver Streak all aluminum trailers are large enough to be comfortable and light enough to tow with the average small or medium size car. Our design has proved to be very important for the ease of towing. Wind resistance and vacuum is reduced to a minimum. A trailer which is safe to tow on any road or highway makes trailer traveling very enjoyable.

Resale value is another important factor. Silver Streak trailers have maintained an unbelievable resale value on the used trailer market. Because of our all aluminum riveted aircraft type construction Silver Streak trailers are just as solid and sturdy after years of travel as they were when new. Very little maintenance is required. The demand for used Silver Streaks is much greater than the supply, which makes the purchase of a Silver Streak a fine investment. The difference in depreciation between Silver Streak and a wood frame travel trailer is great. After five years of use your Silver Streak is worth more than 60% of the original purchase price, plus a ready buyer whenever one is offered for sale.

ONLY by COMPARISON with other trailers can you be SURE of getting the MOST for your money.

Plus value in COMFORT, CONVENIENCE & QUALITY

Plus value in the WARM HARMONIOUS HARDWOOD INTERIORS

Plus MANY FEATURES as STANDARD EQUIPMENT that are optional at added cost in other trailers

Plus the many advantages of LIGHTWEIGHT DEPENDABLE STRENGTH and LASTING STURDINESS in the aircraft type construction

Plus 50% BETTER ROADABILITY than any conventional type trailer

Plus LIFETIME GUARANTEE

MAKE SURE BEFORE YOU BUY . . . SEE AMERICA'S FINEST . . . THE SILVER STREAKS

EXTERIOR: ANODIZED ALUMINUM ON ALL MODELS

FOR YOUR FUN AND PLEASURE . . . THERE IS A DISTINCTIVE SILVER STREAK JUST FOR YOU



AUTHORIZED DEALER

Silver Streak TRAILER COMPANY

2319 N. CHICO AVENUE, EL MONTE, CALIFORNIA 91733

PHONES: 12131 444-2646 • 283-6372

Auto Show

PRINTED IN U.S.A.